





















**MS SEDCO PRICE BOOK - 2021**  
**New Pricing Effective April 5th, 2021**

This price book will be updated from time to time and may be subject to change without prior notice.  
 When viewing this document online, clicking on a product picture will direct you to the relevant page within our website. Not all pictures have links.






|   |  | <b>LIST<br/>PRICE</b> |
|---|--|-----------------------|
| <b>Microwave Sensors - Pedestrian Doors</b>   |  |                       |
|    | <b>microStar</b><br>Microwave motion sensor with <i>Human Presence Radar™</i> (HPR) for activating all types of automatic doors. <i>HPR</i> helps to maintain detection of extremely slow moving individuals in approach zone of the door.   | 256.00                |
| <b>microStar Accessories:</b>   |  |                       |
|   | MS-BDB: Universal mounting bracket   | 29.00                 |
|   | MSRC: Rain cover   | 46.00                 |
| <b>Microwave Sensors - Industrial Doors</b>   |  |                       |
|    | <b>OAM-Explorer - <i>in partnership with Optex America</i></b><br>Combination microwave and active infrared industrial door sensor.<br>... Provides a motion and presence function<br>... Can be configured for vehicle and/or pedestrian detection<br>... Configurable by smartphone app                  | 500.00                |
|   | <b>ID20</b><br>Long-range microwave motion sensor for activating industrial doors.<br>... Provides motion detection up to a 60 feet range<br>... Sealed aluminum weather-proof housing<br>... Bi-directional and uni-directional sensing capability  | 725.00                |
| <b>Infrared Sensors - Overhead Mount - Pedestrian Doors</b>                         |  |                       |
|  | <b>DH-400</b><br>Active infrared presence sensor for pedestrian doors.<br>... Presence detection zone for swing, slide, and folding doors<br>... Dense detection pattern of 5 rows by 12 columns - 60 beams of detection<br>... Adjustable pattern width and depth   | 386.00                |
|  | <b>DH-94</b><br>Active infrared presence sensor for pedestrian doors.<br>... 4 rows of 32 individual detection beams<br>... Provides activation and safety for automatic pedestrian sliding doors<br>... Adjustable pattern width and depth  | 284.00                |
|  | <b>DH100-CT</b><br>Active infrared presence sensor for pedestrian doors.<br>... Provides activation and safety for automatic pedestrian sliding door<br>... 5 rows of 48 individual detection zones provides a dense detection pattern<br>... Adjustable pattern width and depth<br>... Monitoring capable | 352.00                |



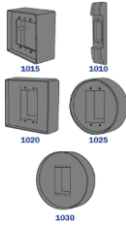

|  | <b>LIST PRICE</b> |
|--|-------------------|
| <b>Infrared Sensor Accessories</b>   |                   |
| DH-BDB - Universal mounting bracket for DH400 & DHR3.  | 63.00             |
| DH-MP - Mounting plate adapts the DH400 & DHR3 for attaching to 2" doorframes.   | 29.00             |
| DHRC - Molded plastic rain cover for DH400, DH100, & DHR3.   | 46.00             |
| <hr/>  |                   |
| <b>I-OneX T - in partnership with Optex America</b>  | <b>600.00</b>     |
|  <p>All Active Infrared Motion and Presence sensor.<br/>           ... Provides all-in-one door activation and safety for automatic pedestrian sliding doors<br/>           ... 6 Row of 80 individual detection zones<br/>           ... Extra wide detection protects door opening plus sidelights<br/>           ... BLUEZONE provides detection through the threshold when doors are open<br/>           ... Adjustable pattern width and depth<br/>           ... Monitoring capable</p> |                   |
| <hr/>  |                   |
| <b>Infrared Door-Mounted Sensors - Swinging Doors</b>  |                   |
| <b>ELITE T - in partnership with Optex America</b>   | <b>1450.00</b>    |
|  <p>Active Infrared door-mounted Presence Sensor for Swing Doors.<br/>           ... Detects pedestrians within swing-path - even when door is moving<br/>           ... Full detection pattern - no additional overhead sensor needed<br/>           ... Secondary activation compliant - no additional sensors needed<br/>           ... Adjustable pattern width and depth</p>   |                   |
| <hr/>  |                   |
| <b>EDGE1 - in partnership with Optex America</b>   | <b>300.00</b>     |
|  <p>Active Infrared door-mounted Presence Sensor for Swing Doors.<br/>           ... Detects pedestrians within swing-path - even when door is moving<br/>           ... Modules can be added for wide doors<br/>           ... Great solution for secondary activation on low-energy doors</p>   |                   |
| <hr/>  |                   |
| <b>NexGen Activation Switches</b>  |                   |
| <b>NGS-IR-A</b>  | <b>256.00</b>     |
|  <p>NexGen Infrared Touchless &amp; Wireless Activation Switch<br/>           ... Provides fully wireless operation<br/>           ... Up to 5 year battery life<br/>           ... Provides hands-free activation - NO TOUCH<br/>           ... Bezel illuminates upon activation<br/>           ... Adjustable activation distance 3" to 7"</p>   |                   |
| <hr/>  |                   |
| <b>NG-IR-A</b>   | <b>199.00</b>     |
|  <p>NexGen Infrared Touchless Activation Switch<br/>           ... Provides easy 4-wire installation<br/>           ... No mounting box required<br/>           ... Provides hands-free activation - NO TOUCH<br/>           ... Bezel illuminates upon activation<br/>           ... Adjustable activation distance 3" to 7"</p>   |                   |
| <hr/>  |                   |
| <b>NGS-CT-HSS or NGS-CT-P</b>  | <b>260.00</b>     |
|  <p>NexGen Capacitive Touch WIRELESS Series Switches<br/>           The NexGen Capacitive Touch actuators use capacitive touch technology to provide sensitive, reliable operation in a sleek, modern design.</p> <p>Faceplate Options:<br/>           NG-CT-HSS: "TOUCH TO OPEN" with handicap logo<br/>           NG-CT-P: " TOUCH TO OPEN DOOR"</p>  |                   |

|  | <b>LIST<br/>PRICE</b> |
|--|-----------------------|
| <p>NGS-CT-HSS or NGS-CT-P</p>  <p>NexGen Capacitive Touch WIRED Series Switches<br/>The NexGen Capacitive Touch actuators use capacitive touch technology to provide sensitive, reliable operation in a sleek, modern design.</p> <p>Faceplate Options:<br/>NG-CT-HSS: "TOUCH TO OPEN" with handicap logo<br/>NG-CT-P: " TOUCH TO OPEN DOOR" no logo</p>  | 204.00                |
| <hr/>  |                       |
| <p>NexGen Radio Control Kits for Low Energy Doors</p>  <p>Kits are complete with specified number of activation switches and S-COR 2.4 GHz receiver.</p> <p>STK-NGS-IR-A: <b>Single Door IR Kit</b> - 2:NGS-IR-A; 1:S-COR 619.00<br/>           STK-NGS-CT-HSS: <b>Single Door CT Kit</b> - 2:NGS-CT-HSS; 1:S-COR 625.00<br/>           STK-NGS-CT-P: <b>Single Door CT Kit</b> - 2:NGS-CT-P; 1:S-COR 625.00<br/>           STK2-NGS-IR-A: <b>Vestibule Doors IR Kit</b> 4:NGS-IR-A; 2:S-COR 1239.00<br/>           STK2-NGS-CT-HSS: <b>Vestibule Doors CT Kit</b> 4:NGS-CT-HSS; 2:S-COR 1247.00<br/>           STK2-NGS-CT-P: <b>Vestibule Doors CT Kit</b> 4:NGS-CT-P; 2:S-COR 1247.00</p>  |                       |
| <hr/>  |                       |
| <p>Touchless Activation Switches</p> <p>216 Series - Touchless</p>  <p>Active infrared touchless door activation switch<br/>... Includes stainless steel face plate<br/>... Adjustable range 6" to 30"</p> <p>216: IR Switch &amp; 4 1/2" Face Plate (Fits Single &amp; 2-Gang Junction Boxes)<br/>           216-L: IR Switch &amp; 2 3/4" x 4 1/2" Face Plate (Fits Single-Gang Box)<br/>           216-N: IR Switch &amp; 1 11/16" x 4 1/2" Face Plate (Fits 1 3/4" Door Frame)</p>  | 245.00                |
| <hr/>  |                       |
| <p>2WIRE Turn-key Touchless Switch Conversion Kits</p>  <p>Turn-key Kits come with all products needed in a single carton to upgrade mechanical switches to touchless utilizing existing 2 activation wires - in lieu of using 4 wires.</p> <p><b>Single Door Kits:</b></p>  <p>2WIRE-NG-IR-A: Touchless Conversion Kit - 2:NG-IR-A; 1:2WIRE 470.00<br/>           2WIRE-NG-CT-HSS: Touchless Conversion Kit - 2:NG-CT-HSS; 1:2WIRE 475.00<br/>           2WIRE-NG-CT-P: Capacitive Conversion Kit - 2:NG-CT-P; 1:2WIRE 475.00<br/>           2WIRE-216: 216 Touchless Conversion Kit 2:216; 1:2WIRE 548.00<br/>           2WIRE-216-L: 216-L Touchless Conversion Kit 2:216-L; 1:2WIRE 548.00<br/>           2WIRE-216-N: 216-N Touchless Conversion Kit 2:216-N; 1:2WIRE 548.00</p> <p><b>Vestibule Door Kits:</b></p> <p>2WIREV-NG-IR-A: Touchless Conversion Kit - 4:NG-IR-A; 1:2WIRE 839.00<br/>           2WIREV-NG-CT-HSS: Capacitive Conversion Kit - 4:NG-CT-HSS; 1:2WIRE 849.00<br/>           2WIREV-NG-CT-P: Capacitive Conversion Kit - 4:NG-CT-P; 1:2WIRE 849.00<br/>           2WIREV-216: 216 Touchless Conversion Kit - 4:216; 1:2WIRE 995.00<br/>           2WIREV-216-L: 216-L Touchless Conversion Kit - 4:216-L; 1:2WIRE 995.00<br/>           2WIREV-216-N: 216-N Touchless Conversion Kit - 4:216-N; 1:2WIRE 995.00</p> |                       |
| <hr/>  |                       |
| <p>Activation Switches</p> <p>59 Series</p>  <p>4-1/2" Square Stainless Steel Switch / 4" Square Face Plate<br/>           59-H: Blue Face Plate WHEELCHAIR/PRESS TO OPERATE DOOR<br/>           59-HSS: Stainless Steel Face Plate WHEELCHAIR/PRESS TO OPERATE DOOR<br/>           59-P: Stainless Steel Face Plate PRESS TO OPERATE DOOR<br/>           59-W: Blue Face Plate WHEELCHAIR<br/>           59-WSS: Stainless Steel Face Plate WHEELCHAIR<br/>           59-PLAIN: Stainless Steel Face Plate NO LEGEND<br/>           59-E-R: Red Face Plate PUSH TO EXIT</p>  | 71.00                 |



All 59 Series activation switches are now fully treated with an antimicrobial additive to help reduce the spread of germs.



|  | <b>LIST<br/>PRICE</b> |
|--|-----------------------|
| <p><b>59C Series</b></p>  <p>4-1/2" Square Stainless Steel Switch / 4-1/2" Square Face Plate<br/>                     59C-H: Blue Face Plate WHEELCHAIR/PRESS TO OPERATE DOOR<br/>                     59C-HSS: Stainless Steel Face Plate WHEELCHAIR/PRESS TO OPERATE DOOR<br/>                     59C-P: Stainless Steel Face Plate PRESS TO OPERATE DOOR<br/>                     59C-W: Blue Face Plate WHEELCHAIR<br/>                     59C-WSS: Stainless Steel Face Plate WHEELCHAIR<br/>                     59C-PLAIN: Stainless Steel Face Plate NO LEGEND</p>  | 71.00                 |
| <p><b>59R4 Series</b></p>  <p>4 1/2" Round Stainless Steel Switches/4" Round Face Plate.<br/>                     59R4-H: Blue Face Plate WHEELCHAIR/PRESS TO OPERATE DOOR<br/>                     59R4-HSS: Stainless Steel Face Plate WHEELCHAIR/PRESS TO OPERATE DOOR<br/>                     59R4-P: Stainless Steel Face Plate PRESS TO OPERATE DOOR<br/>                     59R4-W: Blue Face Plate WHEELCHAIR<br/>                     59R4-WSS: Stainless Steel Face Plate WHEELCHAIR<br/>                     59R4-PLAIN: Stainless Steel Face Plate NO LEGEND</p>  | 71.00                 |
| <p><b>59R6 Series</b></p>  <p>6" Round Stainless Steel Switches/5 1/2" Face Plate.<br/>                     59R6-H: Blue Face Plate WHEELCHAIR/PRESS TO OPERATE DOOR<br/>                     59R6-HSS: Stainless Steel Face Plate WHEELCHAIR/PRESS TO OPERATE DOOR<br/>                     59R6-P: Stainless Steel Face Plate PRESS TO OPERATE DOOR<br/>                     59R6-W: Blue Face Plate WHEELCHAIR<br/>                     59R6-WSS: Stainless Steel Face Plate WHEELCHAIR<br/>                     59R6-PLAIN: Stainless Steel Face Plate NO LEGEND</p>   | 85.00                 |
| <p><b>59J Series</b></p>  <p>1 11/16" x 4 1/2" Stainless Steel Jamb Switches/1 1/2" x 4" Face Plate.<br/>                     59J-H: Blue Face Plate WHEELCHAIR/PUSH TO OPEN<br/>                     59J-HSS: Stainless Steel Face Plate WHEELCHAIR/PUSH TO OPEN<br/>                     59J-P: Stainless Steel Face Plate PUSH TO OPEN<br/>                     59J-W: Blue Face Plate WHEELCHAIR<br/>                     59J-WSS: Stainless Steel Face Plate WHEELCHAIR<br/>                     59J-PLAIN: Stainless Steel Face Plate NO LEGEND<br/>                     59J-E-R: Red Face Plate PUSH TO EXIT</p>   | 68.00                 |
| <p><b>59V Series</b></p>  <p>Two 59J Series Jamb Switches are integrated onto a 4 1/2" stainless steel back plate for independent operation of two doors in the vestibule. Mounts to a 2-gang electrical box.<br/>                     59V-H: 2 Blue Face Plates WHEELCHAIR/PUSH TO OPEN/ARROWS<br/>                     59V-HSS: 2 Stainless Steel Face Plates WHEELCHAIR/PUSH TO OPEN/ARROWS<br/>                     59V-P: 2 Stainless Steel Face Plates PUSH TO OPEN/ARROWS<br/>                     59V-W: 2 Blue Face Plates WHEELCHAIR/ARROWS<br/>                     59V-WSS: 2 Stainless Steel Face Plates WHEELCHAIR/ARROWS<br/>                     59V-PLAIN: 2 Stainless Steel Face Plates NO LEGEND</p> | 143.00                |



|   | <b>LIST<br/>PRICE</b>  |
|---|--|
| <b>614 Series - Extreme</b>   | <b>109.00</b>  |
|  <p>1" Diameter Red Piezo Button Switch is waterproof and built to withstand any environment. Patented piezo technology has no moving parts making this switch virtually indestructible. Includes WHEELCHAIR and PUSH TO OPEN self-sticking MYLAR decals.</p> <p>614-SS: 4-½" Square Stainless Steel Face Plate<br/>614-NSS: 1-11/16" x 4 ½" Stainless Steel Face Plate</p>  |  |
| <b>Activation Plate Text / Logo Customization</b>   |  |
| <p>Customize your stainless switch face plates with a corporate logo or custom look. Options listed below - prices shown are in addition to product price:</p> <p>... One-Time Set-Up Charge—Text Only Customization</p> <p>... One-Time Set-Up Charge—Logo/Graphics Customization</p> <p>... Custom Text/Graphics Upcharge Per Faceplate</p> <p><i>Pricing shown for customization is Net pricing - no discounts apply.</i></p>  | <p>25.00</p> <p>120.00</p> <p>50.00</p>                          |
| <b>Switch Accessories</b>   |  |
| 12024: 24V AC transformer.  | 19.00  |
| 2WIRE Module: Enable power and signal with the use of 2 wires only  | 120.00   |
| BRM Bridge Rectifier Module: AC to DC converter. 100 Volts AC max.  | 28.00  |
| E13-25JA: SPDT micro-switch. Includes mounting nuts and spring.   | 13.00  |
| DPDT Option: Double Pole Double Throw switch. Add suffix -DPDT to part number (example: 59-H-DPDT).   | 15.00  |
| E19-OOJ: DPDT micro-switch. Includes mounting nuts and spring.  | 28.00  |
| 614-1RBUT: 1" dia. SPST replacement piezo button switch only.   | 79.00  |
| 614-1ABUT (anodized): 1" dia. SPST replacement piezo button switch only.  | 79.00  |
| 614-1BBUT (black): 1" dia. SPST replacement piezo button switch only.   | 79.00  |
| Face Plates: Replacement face plates for standard switch. Add suffix PO to part number (ex: 59-H-PO).   | 45.00  |
| HDWE: Screw packs for mounting switches.  | 7.00   |
| RCM Relay Conversion Module: Module that allows a single input signal to operate two discrete outputs.  | 40.00  |
| RIM Relay Isolation Module: use where higher current may exceed std. relay ratings (i.e. locks, alarms, etc.)   | 45.00  |
| WR UPGRADE: Water resistant microswitch and wires. Add suffix WR to part number.  | 73.00  |
| WR-KIT: Field installable water resistant microswitch and wires.  | 73.00  |
| 10001: Gasket compatible with 59 Series switches.   | 7.00   |
|   | <b>LIST<br/>PRICE</b>  |
| <b>Switch Mounting Boxes</b>  |  |
| <p>All mounting boxes are a rugged exterior grade polycarbonate material and are designed so the faceplate of an activation switch is slightly recessed as to provide better weather protection and also prevent snagging on the edges.</p>  <p>1035: Universal Jamb Box: 2" deep jamb box. Compatible w/59J Series and other jamb mount switches.</p>   | <p>35.00</p>   |
| <b>Two-Piece Mounting Boxes</b>   |  |
|  <p>Two Piece Mounting Boxes: Designed to makes battery replacement quick and easy for wireless applications.</p> <p>1015: High profile universal square box compatible with:<br/>59, 59V, 1078, 216, 830, &amp; 614 series switches.</p> <p><i>Optional PN 10001 - ADD \$7.00 - gasket for additional weatherproofing</i></p> <p>1010: Compatible with 59J &amp; 614-NSS Series switches</p> <p>1020: Low profile box compatible with:<br/>59, 216, &amp; 614 Series switches.</p> <p><i>Optional PN 10001 - ADD \$7.00 - gasket for additional weatherproofing</i></p> <p>1025: Round boxes compatible with all 59R4 Series switches</p> <p>1030: Round boxes compatible with all 59R6 Series switches</p> | <p>35.00</p> <p>35.00</p> <p>35.00</p> <p>35.00</p> <p>35.00</p> |
| <b>Escutcheon Rings</b>   |  |
|  <p>Attractive stainless steel rings that can be surface mounted directly to the wall or attached to a single-gang or 2-gang electrical box.</p> <p>ESC-59R4: Plate for 59R4 Series Switches 101</p> <p>ESC-59R6: Plate for 59R6 Series Switches</p>   | <p>102.00</p> <p>113.00</p>                                      |

















MS SEDCO is a proud member of the American Association of Automatic Door Manufacturers (AAADM) and encourages the promotion and use of the inspection guidelines published therein. AAADM recommends that every automatic pedestrian door be inspected at least annually by an AAADM certified inspector. Additionally, AAADM recommends that automatic doors be inspected by the premises owner or caretaker of the door each door, whenever practical.











MS Sedco offers AAADM training classes upon request to groups of 5 or more technicians. Send an email to [techsupport@mssedco.com](mailto:techsupport@mssedco.com) to find out more.











| Keyswitches   |  | LIST<br>PRICE |
|---|--|---------------|
|    | <p><b>830 Series - Keyswitches</b></p> <p>Rugged Keyswitches with SPDT switch in a choice of either momentary contact or maintained contact. Includes a stainless steel face plate.</p> <p>830-A: Maintained Keyswitch &amp; 4 ½" Square Face Plate<br/>                     830-B: Momentary Keyswitch &amp; 4 ½" Face Plate (Fits Single &amp; 2-Gang Boxes)<br/>                     830-AL: Maintained Keyswitch &amp; 2 ¾" x 4 ½" Face Plate<br/>                     830-BL: Momentary Keyswitch &amp; 2 ¾" x 4 ½" Face Plate (Fits Single-Gang Box)<br/>                     830-AN: Maintained Keyswitch 1 11/16" x 4 ½" Face Plate<br/>                     830-BN: Momentary Keyswitch 1 11/16" x 4 ½" Face Plate (Fits 1 ¾" Door Frame)<br/>                     RG LED Option: Red and Green Indicator LED option, RCM included; add suffix -RG to part number: add \$30.00.<br/>                     KEY-CYL: 1 1/8" Mortise cylinder with Adams-Rite cam sold separately; add \$35.00</p>  | <p>85.00</p>  |
|  | <p><b>830 Series - Keyswitches with Jamb Plate</b></p> <p>The 830 Series Keyswitch and 59J Series Jamb Switch are integrated into a single 4 ½" square stainless steel back plate. Mounts to a 2-gang box electrical box. Available options listed below:</p> <p>830A-59J-H: Maintained Keyswitch &amp; 59J-H<br/>                     830B-59J-H: Momentary Keyswitch &amp; 59J-H<br/>                     830A-59J-HSS: Maintained Keyswitch &amp; 59J-HSS<br/>                     830B-59J-HSS: Momentary Keyswitch &amp; 59J-HSS<br/>                     830A-59J-P: Maintained Keyswitch &amp; 59J-P<br/>                     830B-59J-P: Momentary Keyswitch &amp; 59J-P<br/>                     830A-59J-W: Maintained Keyswitch &amp; 59J-W<br/>                     830B-59J-W: Momentary Keyswitch &amp; 59J-W<br/>                     830A-59J-WSS: Maintained Keyswitch &amp; 59J-WSS<br/>                     830B-59J-WSS: Momentary Keyswitch &amp; 59J-WSS<br/>                     830A-59J-PLAIN: Maintained Keyswitch &amp; 59J-PLAIN<br/>                     830B-59J-PLAIN: Momentary Keyswitch &amp; 59J-PLAIN<br/>                     RG LED Option: Red and Green Indicator LED option, RCM included; add suffix -RG to part number: add \$30.00.<br/>                     KEY-CYL: 1 1/8" Mortise cylinder with Adams-Rite cam sold separately; add \$35.00</p> | <p>155.00</p> |

| Bollards  |   | LIST PRICE |
|---|---|------------|
|    | 608 Series Door Activator Switch Bollards include:<br>... Dimension: 5" x 5" x 42"<br>... Each bollard is made from 1/8" thick tubular steel with heavy duty construction<br>... LongLife™ Finish consisting of rust-inhibitor coating and industrial grade powder coat<br>... Compatible with any 59 Series square activator switch or any 59V series vestibule switch                       | 425.00     |
|   | To create a 608 Series part number, start with the series (608) and add the identifier shown below for each desired option. Use "-" between options.<br>Example:<br>608-R-BR-SM-59H-CS<br>This would equal a 608 bollard with; recessed prep, dark bronze finish, surface mount, 59H push plate and a ClearPath Spectrum transceiver installed, and would result in a list price of \$659.00. |            |
| CREATING A PART NUMBER  |   |            |
| Options   | <b>608 SERIES OPTIONS - ADD to base price</b>   |            |
|   | <b>PREP</b>   |            |
|   | <b>B</b> - Blank - No Plate Prep  | 0.00       |
|   | <b>R</b> - 5" x 5" Upper Recessed Cutout For 59 Series Square   | 50.00      |
|   | <b>FINISH</b>   |            |
|   | <b>GR</b> - Gray powder Coat  | 0.00       |
|   | <b>BR</b> - Dark Bronze powder Coat   | 0.00       |
|   | <b>MOUNT</b>  |            |
|   | <b>SM</b> - Surface Mount   | 0.00       |
|   | <b>IG</b> - In-Ground Mount (includes mounting shoe)  | 45.00      |
|   | <b>PUSH PLATE ACTIVATION SWITCH</b>   |            |
|   | <b>NP</b> = No Plate  | 0.00       |
|   | <b>59xxx</b> = Any square 59 Series plate (excludes vestibule plates)   | 71.00      |
|   | <b>59Vxxx</b> = Any 59 Series Vestibule Plate   | 143.00     |
|   | Enter actual plate part # in box  |            |
|   | <b>RADIO TRANSMITTER</b>  |            |
|   | <b>NR</b> = NO RADIO TRANSMITTER  | 0.00       |
|   | <b>CT</b> = ClearPath Transmitter   | 80.00      |
|   | <b>CV</b> = ClearPath Vestibule Transmitter   | 148.00     |
|   | <b>CS</b> = ClearPath Spectrum Transceiver  | 113.00     |
|   | <b>CSV</b> = ClearPath Spectrum Vestibule transceiver   | 216.00     |
| <b>628 Dual-Switch Bollards</b>   |   |            |
|  | Dual-Switch bollards feature all the benefits of the 608 bollard: rugged 1/8" thick tubular steel construction, LongLife™ finish and a rust shield.<br>Meets California Building Code requirements for low energy door activation.<br><br>Options:<br>For dark bronze finish, substitute BR for GR. For 59-HSS or 59-P, substitute HSS or P for H.  |            |
|   | 628-H-GR-42: 42" Bollard Assy w/two recessed 59-H switches, surface mounting  | 674.00     |
|   | 628-H-GR-58: 58" Bollard Assy w/two recessed 59-H switches, in ground mounting  | 719.00     |
|   | 628-HT-GR-42: 42" Bollard Assy w/two recessed 59-H switches, transmitter, surface mounting  | 758.00     |
|   | 628-HT-GR-58: 58" Bollard Assy w/two recessed 59-H switches, transmitter, in ground mounting  | 803.00     |
| <b>Bollard Accessories</b>  |   |            |
|   | 608-CAP: Replacement black polycarbonate bollard cap.   | 57.00      |
|   | 6082-SHOE: Surface mounting shoe & installation hardware. Please specify color to ensure matching hardware-GR,BR, BL or WH  | 57.00      |
|   | 6083-SHOE: In-ground mounting shoe and installation hardware. Please specify color to ensure matching hardware-GR,BR, BL or WH  | 102.00     |

|  | <b>LIST<br/>PRICE</b>  |              |
|--|--|--------------|
| <b>ClearPath™ Radio Control Products</b>   |  |              |
| Universal radio control products. All products feature selectable frequencies: HDRC™, 300 MHz and 390 MHz. ClearPath™ provides reliable wireless activation of automatic doors. All transmitters feature SignalLock™ that guarantees the radio signal is transmitted every time a switch is activated. |  |              |
| <b>Wall Mount Transmitters - Activation switch not included</b>  |  |              |
| Complete with transmitter, integrated signal enhancing antennas, wire harness, and 9V battery installed in a surface-mount box.  |  |              |
|   | CP/TX (59):<br>ClearPath transmitter, 1020 box, wire harness, 9V battery   | 80.00        |
|   | CP/TX-R4 (59R4):<br>ClearPath transmitter, 1025 box, wire harness, 9V battery  | 80.00        |
|   | CP/TX-R6 (59R6):<br>ClearPath transmitter, 1030 box, wire harness, 9V battery  | 80.00        |
| <b>Vestibule Sequencing Transmitters - Activation switch not included</b>  |  |              |
| Vestibule sequencing version of the CP/TX that allows the sequenced activation of vestibule doors, one after the other, in either direction.   |  |              |
|   | CP/STX (59):<br>ClearPath transmitter, 1020 box, wire harness, 9V battery  | 108.00       |
|   | CP/STX-R4 (59R4):<br>ClearPath transmitter, 1025 box, wire harness, 9V battery   | 108.00       |
|   | CP/STX-R6 (59R6):<br>ClearPath transmitter, 1030 box, wire harness, 9V battery   | 108.00       |
|   | CP/TX-J: Jamb Mount Transmitter:<br>ClearPath transmitter, 1010 box, wire harness, 9V battery  | 80.00        |
|    | CP/STX-J: Vestibule Sequencing Transmitter:<br>Vestibule sequencing version of the CP/TX-J. Sequence the opening of vestibule doors, one after the other, from either direction.   | 108.00       |
|   | CP/TX-V: Dual Transmitters:<br>2 ClearPath transmitters, 1015 box, wire harnesses and 9V batteries . Individually operate 2 doors in a vestibule when used in combination with the 59V Vestibule Series Switches.  | 147.00       |
| <b>Bollard-Mounted Transmitters</b>  |  |              |
|   | CP/TX-P: Bollard Transmitter:<br>ClearPath transmitter, wire harness, and 9V battery installed on a mounting platform that spans the top of a 608 Series bollard assembly.   | 80.00        |
|   | CP/STX-P: Bollard Sequencing Transmitter:<br>ClearPath transmitter, wire harness, and 9V battery installed on a mounting platform that spans the top of a 608 Series bollard.  | 108.00       |
|   | CP/TX-VP: Bollard Dual Transmitter:<br>2 ClearPath transmitters, wire harnesses and 9V batteries installed on a mounting platform that spans the top of the 608 Series bollard. Individually operate 2 doors in a vestibule when used in combination with the 608 Series Vestibule bollards. | 148.00       |
| <b>CP/TX-HH1: Handheld Micro-Transmitter</b>   |  | <b>84.00</b> |
|   | 1-button micro-transmitter combines small overall size with a large easy to activate button. Small enough to wear on a neck chain (included).  |              |
| <b>CP/TX-HH2: Handheld Micro-Transmitter</b>   |  | <b>90.00</b> |
|   | 2-button micro-transmitter combines small overall size with 2 large easy to activate buttons. Small enough to wear on a neck chain (included).   |              |



|  | LIST<br>PRICE  |
|--|--|
| <b>ClearPath™ Multi-Mode Receivers</b>   |  |
| 3 selectable frequencies: HDRC™, 300 MHz, 390 MHz plus ClearPath™ receivers are available in 5 different programmed module.  |  |
|   | <p>CP/RX: Multi-Mode Receiver:<br/>Operates as a standard receiver with a time delay of 0 to 20 seconds</p> <p style="text-align: right;">83.00</p>  |
|  | <p>CP/RXM: Multi-Mode Receiver with Sequenced Output:<br/>... 0 to 20 second time delay<br/>... Dual receiver capability<br/>... 2 Relay output capability with 0 to 20 second time delay</p> <p style="text-align: right;">130.00</p>   |
|  | <p>CP/RXR: Multi-Mode Receiver with Ratcheting Relay:<br/>... Standard receiver<br/>... 0 to 20 second time delay<br/>... Ratchet relay output</p> <p style="text-align: right;">94.00</p>   |
|  | <p>RXM Module:<br/>Plug-in module kit to the ClearPath receiver to field activate dual receiver function and sequenced relay output with 0 to 20 second timer</p> <p style="text-align: right;">48.00</p>  |
|  | <p>RXR Module:<br/>Plug-in module kit to the ClearPath receiver to field activate the ratchet relay function</p> <p style="text-align: right;">12.00</p>   |
| <b>ClearPath™ Radio Control Kits</b>   |  |
| ClearPath kits come with all products needed in a single carton. Kits listed below include - H face plates. For -HSS face plates, substitute HSS for H in the part number below, for -P face plates, substitute P for H.       |  |
|  | <p>CTP-H - Single Door Kit: 2:59-H; 2:CP/TX; 1:CP/RX</p> <p style="text-align: right;">346.00</p>  |
|  | <p>CTPC-H - Single Door Kit: 2:59C-H; 2:CP/TX; 1:CP/RX</p> <p style="text-align: right;">346.00</p>  |
|  | <p>CTP-R4-H - Single Door Kit: 2:59R4-H; 2:CP/TX-R4; 1:CP/RX</p> <p style="text-align: right;">346.00</p>  |
|  | <p>CTP-R6-H - Single Door Kit: 2:59R6-H; 2:CP/TX-R6; 1:CP/RX</p> <p style="text-align: right;">374.00</p>  |
|  | <p>CTP-J-H - Single Door Kit: 2:59J-H; 2:CP/TX-J; 1:CP/RX</p> <p style="text-align: right;">341.00</p>   |
|  | <p>CTP-HV - Vestibule Kit: 2:59-H; 2:CP/STX; 1:59V-H; 1:CP/TX-V; 2:CP/RX</p> <p style="text-align: right;">720.00</p>  |
|  | <p>CTPC-HV - Vestibule Kit: 2:59C-H; 2:CP/STX; 1:59V-H; 1:CP/TX-V; 2:CP/RX</p> <p style="text-align: right;">720.00</p>  |
|  | <p>CTP-J-HV - Vestibule Kit: 2:59J-H; 1:59V-H; 2:CP/STX-J; 1:CP/TX-V; 2:CP/RX</p> <p style="text-align: right;">715.00</p>   |
|  | <p>CTP2-H - Vestibule Kit: 4:59-H; 4:CP/TX; 2:CP/RX</p> <p style="text-align: right;">691.00</p>   |
|  | <p>CTPC2-H - Vestibule Kit: 4:59C-H; 4:CP/TX; 2:CP/RX</p> <p style="text-align: right;">691.00</p>   |
|  | <p>CTP2-R4-H - Vestibule Kit: 4:59R4-H; 4:CP/TX-R4; 2:CP/RX</p> <p style="text-align: right;">691.00</p>   |
|  | <p>CTP2-R6-H - Vestibule Kit: 4:59R6-H; 4:CP/TX-R6; 2:CP/RX</p> <p style="text-align: right;">741.00</p>   |
| <b>ClearPath™ Spectrum Radio Control Products</b>  |  |
| The ClearPath Spectrum radio control products feature a 2.4 GHz frequency that provide reliable wireless activation and versatile programming for automatic door applications. Activation switches must be ordered separately. |  |
|   | <p>S-TRX:<br/>Spectrum transceiver, 1020 box, wire harness, 9v battery</p> <p style="text-align: right;">113.00</p>  |
|   | <p>S-TRX-R4:<br/>Spectrum transceiver, 1025 box, wire harness, 9v battery</p> <p style="text-align: right;">113.00</p>   |
|   | <p>S-TRX-R6:<br/>Spectrum transceiver, 1030 box, wire harness, 9v battery</p> <p style="text-align: right;">113.00</p>   |
|   | <p>S-TRX-J (jamb mount):<br/>Spectrum transceiver, 1010 box, wire harness, 9v battery<br/>59J-H activation plate sold separately.</p> <p style="text-align: right;">113.00</p>   |
|   | <p>S-TRX-V (Dual transceivers - vestibule)<br/>(2) Spectrum transceivers, 1015 box, wire harnesses, 9v battery<br/>59V-H activation plate sold separately.</p> <p style="text-align: right;">215.000</p>   |
|   | <p>S-TRX-P (bollard transceivers):<br/>Spectrum transceiver, wire harness, and 9v battery installed on a mounting platform that spans the top of a 608 Series bollard.</p> <p style="text-align: right;">113.00</p>  |
|   | <p>S-TRX-VP (bollard dual transceiver):<br/>(2) Spectrum Transceivers, wire harness, and 9v battery installed on a mounting platform that spans the top of a 608 Series bollard.</p> <p style="text-align: right;">216.00</p>  |
|   | <p>S-TRX-HH (hand-held transceiver):<br/>1-button hand-held transceiver with lanyard</p> <p style="text-align: right;">136.00</p>  |
|   | <p>S-COR (Spectrum Coordinator)<br/>The ClearPath Spectrum Coordinator functions similar to the standard radio control receiver. Provides an LCD screen for easy programming and features two way digital communication for enhanced security and reliable signal transmission between devices.</p> <p style="text-align: right;">170.00</p> |

|  | LIST<br>PRICE   |
|--|---|
| <b>ClearPath™ Spectrum Radio Control Kits</b>  |   |
| ClearPath Spectrum kits come with all products needed in a single carton. Kits listed below include -H face plates. For -HSS face plates, substitute HSS for H in the part number below, for -P face plates, substitute P for H. |   |
|   | STK-H - Single Door Kit: 2:59-H; 2:S-TRX; 1:S-COR 497.00  |
|  | STKC-H - Single Door Kit: 2:59C-H; 2:S-TRX; 1:S-COR 497.00  |
|  | STK-R4-H - Single Door Kit: 2:59R4-H; 2:S-TRX; 1:S-COR 497.00   |
|  | STK-R6-H - Single Door Kit: 2:59R6-H; 2:S-TRX; 1:S-COR 497.00   |
|  | STK-J-H - Single Door Kit: 2:59J-H; 2:S-TRX; 1:S-COR 497.00   |
|   | STK-HV - Vestibule Kit: 2:59-H; 2:S-TRX; 1:59V-H; 1:S-TRX-V; 2:S-COR 960.00   |
|  | STKC-HV - Vestibule Kit: 2:59C-H; 2:S-TRX; 1:59V-H; 1:S-TRX-V; 2:S-COR 960.00   |
|  | STK-J-HV - Vestibule Kit: 2:59J-H; 1:59V-H; 2:S-TRX-J; 1:S-TRX-V; 2:S-COR 960.00  |
|  | STK2-H - Vestibule Kit: 4:59-H; 4-S-TRX; 2:S-COR 995.00   |
|  | STKC2-H - Vestibule Kit: 4:59C-H; 4-S-TRX; 2:S-COR 995.00   |
|  | STK2-R4-H - Vestibule Kit: 4:59R4-H; 4-S-TRX; 2:S-COR 995.00  |
|  | STK2-R6-H - Vestibule Kit: 4:59R6-H; 4-S-TRX; 2:S-COR 995.00  |
| <b>Safety Beam Products</b>  |   |
| OS-12C T Safety Beam Control - <i>in partnership with Optex America</i> 130.00   |   |
|   | ... Active infrared safety beam system compatible with any type of automatic door   |
|  | ... Monitoring capable to meet ANSI Standard A156.10  |
| SH-7MC Safety Beam Set - <i>in partnership with Optex America</i> 80.00  |   |
|   | Emitter & Receiver set (23' length)   |
|   | DB11:<br>Flush-mount infrared emitter and receiver safety beam set with a 0' to 40' range. 149.00   |
|    | GD11-GDB:<br>Surface-mount infrared emitter and receiver safety beam set with a 0' to 40' range and GDB mounting brackets included. 169.00  |
|  | GD11S:<br>Surface mount infrared emitter and receiver safety beam set with a 0' to 40' range. GDB mounting bracket is NOT included. 154.00  |
| <b>Commander™ Series Controls &amp; Modules</b>  |   |
|   | TDM - Time Delay Module:<br>Universal Time Delay Module provides up to 4 inputs that can be converted to sequential relay outputs. Each output is adjustable 0-99 seconds. The TDM can add additional time of 0-99 seconds, sequence electric locks and automatic doors or sequence vestibule doors all from a single device. 107.00  |
|   | TDM-HC High-Current Time Delay Module:<br>TDM with the output 1 relay rated for a current inrush of 20 amps, making the TDM-HC compatible with older style exit devices. 215.00   |
|   | RLM-Kit:<br>Includes RLM module and one set of lockout safety beams. Intelligent Door Position™ Monitoring Circuitry determines relay lockout time during a door's closing cycle, eliminating the need for trial and error manual adjustment. Provides coordinated control of approach sensor, overhead safety sensor and safety beams installed on swing door operators. 250.00  |
|  | RLM module only. Safety beam set NOT included. 105.00   |
|  | RLM-SB: Safety beam set with 15' cable. RLM module NOT included. 147.00   |
|   | SAM - Secondary Activation Module:<br>Timing Module to meet secondary activation requirements of "Knowing Act" swing doors. Intelligent Door Position™ monitoring circuitry determines the timing for turning on and off an approach sensor after initial door activation by a push plate while simultaneously monitoring the overhead safety sensor and locking out its signal during a door's closing cycle. Provides single source control of push plate, approach (secondary activation) sensor and overhead safety sensor. 95.00 |

**LIST  
PRICE**



**PTM - Privacy Timing Module:**  
The PTM is a timing module that allows users to control an automatic door operator for a room where privacy is a concern, such as a washroom, restroom, clean room, or photo development room. From the outside of the room, users are able to activate the door. Once inside, users are able to lock the door which prevents access from the outside “push to open” button. When egress is desired, the user presses an inside “push to open” button which deactivates the lock and activates the door. A keyswitch override is present on the exterior, as well as LEDs to indicate if the room is occupied.



PTM: Module & wire harness only.

169.00

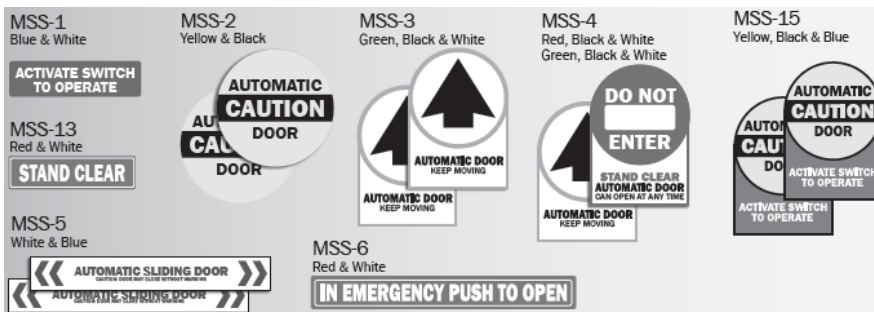
PTM-KIT:

Includes module, wire harness, interior dual switch (59V-PTM), exterior combo switch (830B-59J-PTM), and door position switch.

435.00

**Automatic Door Decals - Price shown is per decal**

12.00



**Automatic Door Decals / English & Spanish - Price shown is per decal**

16.00



**WARRANTY TERMS**

Door related products are warranted for 3 years from date of invoice.  
MS Sedco does not offer repairs on any door related products that are out of warranty.  
Any item being returned under warranty must have an RMA form filled out before sending back.  
For full warranty terms and an online RMA form, go to:

<https://mssedco.com/return-repair-policy-form/>